



The United Nations Disability Statistics Data Portal: What have we learned so far?

Margaret Mbogoni
Social and Gender Statistics Section
United Nations Statistics Division, DESA

Persons with disabilities in the 2030 Agenda for Sustainable Development



The 2030 Agenda for Sustainable Development gives high consideration to persons with disabilities in the context of development.

The principle of leaving no one behind
and reaching the furthest behind

Targeted actions



- Inclusiveness
- Reduced inequalities
- Empowerment
- Dignity for all

Follow-up and review of progress on implementation:
ensuring no one is left behind

- The 2030 Agenda commits to enhancing capacity-building support to developing countries to increase significantly the availability of high-quality, timely and reliable data disaggregated by [...] disability

The 2030 Agenda and UNSD Disability Statistics Programme



Disability statistics was an item for formal discussion and decision at the 49th Session of the United Nations Statistical Commission in 2018.

The Commission:

- ❖ Noted significant differences within and among countries in disability estimates
- ❖ Called on UNSD to compile and analyze national information in order to understand the observed differences
- ❖ Endorsed the revision of the United Nations *Guidelines and Principles for the Development of Disability Statistics*
- ❖ Called for a harmonized and coordinated approach for national capacity building that takes into account short- and long-term statistical development needs of the countries

Compiling official statistics on disability



UNSD compiled recent data/metadata from 103 countries/areas



UNSD developed a data portal to disseminate data for a wider audience through UNSD's website

United Nations Disability Statistics Data Portal

accessible via:

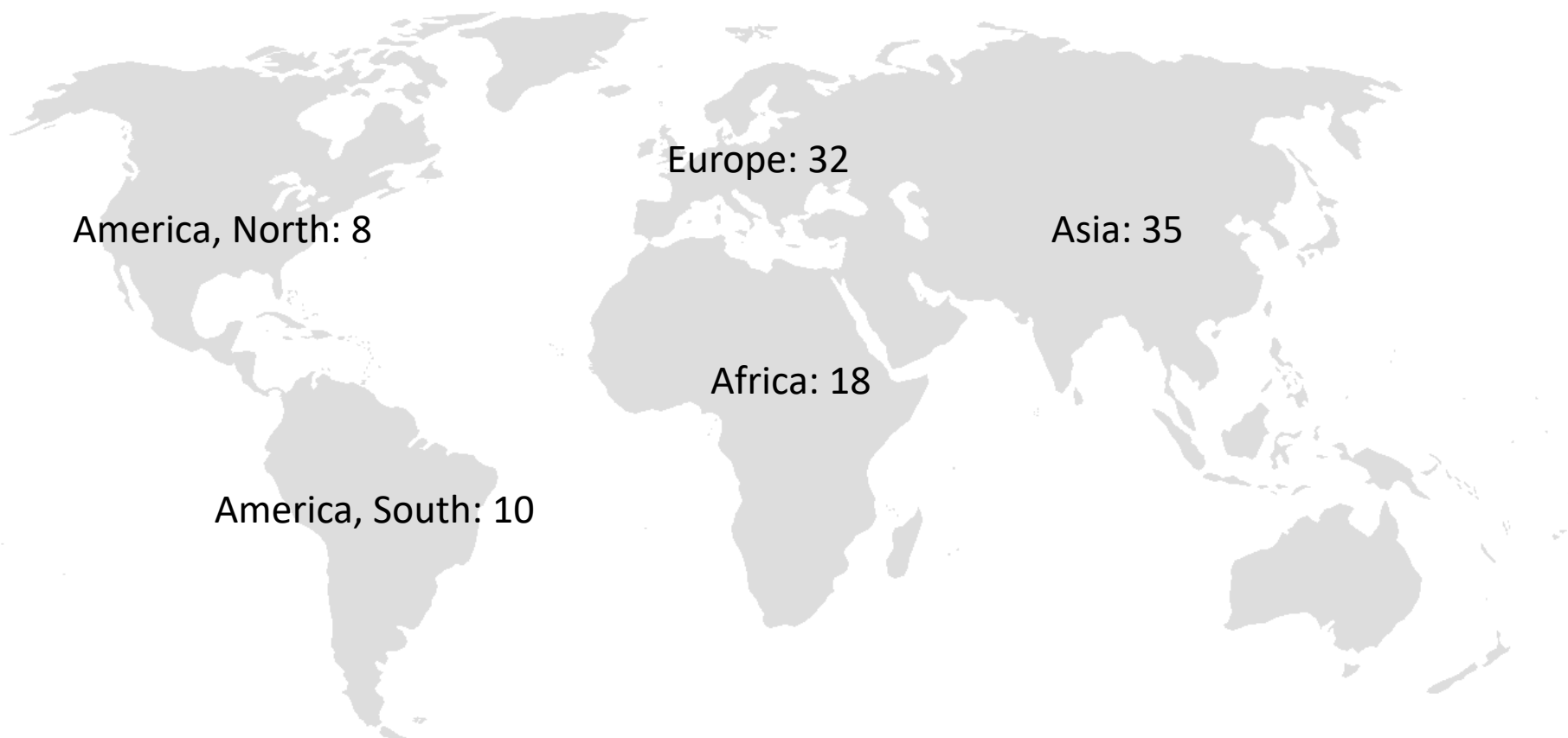
<https://unstats.un.org/unsd/demographic-social/sconcerns/disability/statistics/#/home>



Data compiled by geographical region

World

Total number of responding countries: 103



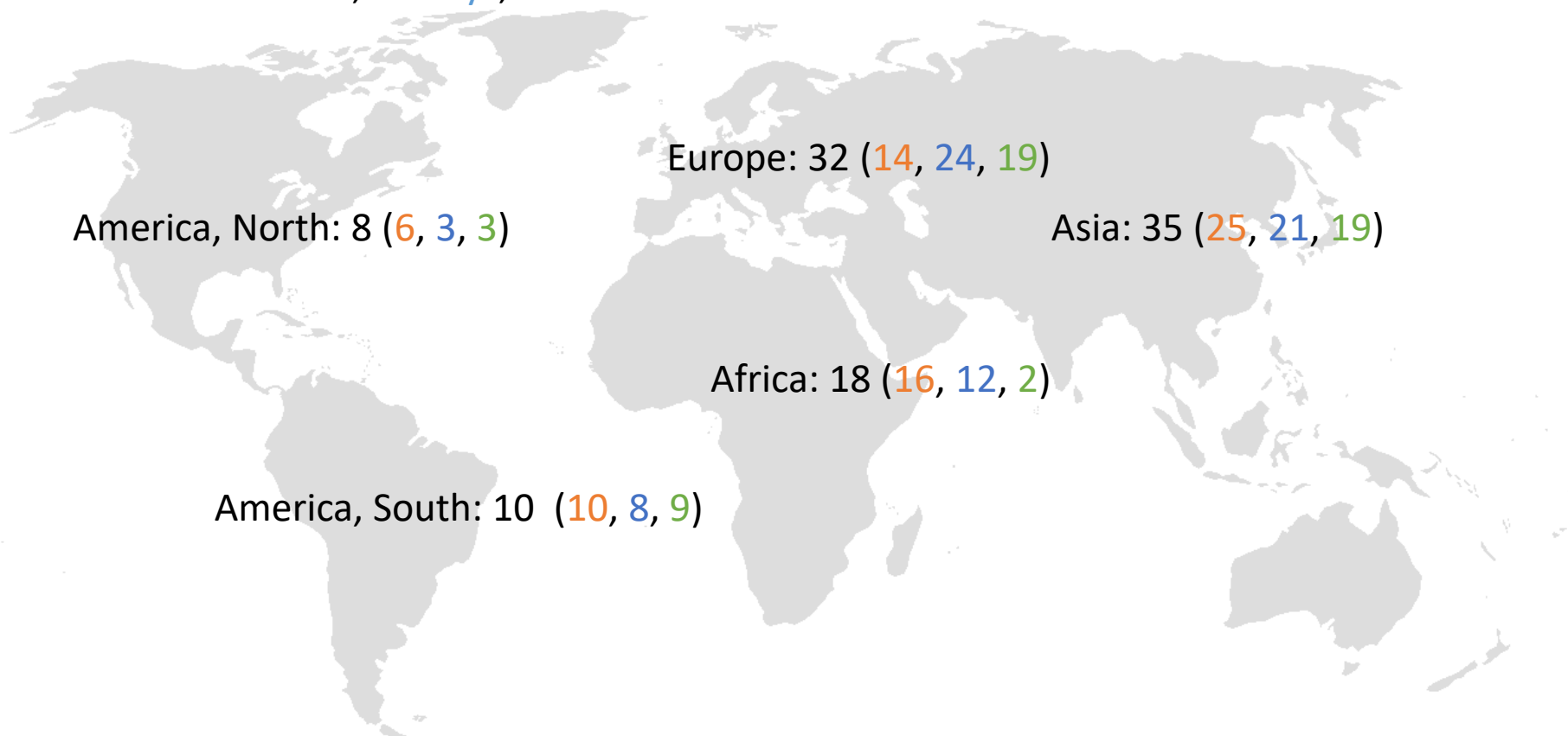


Data compiled by geographical region, source

World

Total number of responding countries: 103 (71, 68, 52)

Data source: census, surveys, admin sources



Dissemination of data on UN Disability Statistics Data Portal



Information on prevalence, socio-demographic and economic characteristics, living arrangements and living conditions

- ❖ Prevalence*
- ❖ Type of disability*
- ❖ Marital status
- ❖ Educational characteristics (literacy, attendance, attainment)*
- ❖ Economic characteristics (usual status, occupation, status in employment)*
- ❖ Living arrangements (household vs. institution*, type and size of household)
- ❖ Quality of amenities available to the housing unit (drinking water supply*, bathing facilities, type of toilet*, lighting for housing unit)

*: already disseminated

Availability of data on UN Disability Statistics Data Portal by topic



	# of countries:	Some data available	Data disseminated
Population by disability status , type of disability , age and sex		79	67
Population by [...] disability status, literacy status , age and sex		53	27
Population by [...] disability status, school attendance , age and sex		55	30
Population by [...] disability status, educational attainment , age and sex		55	28
Population by [...] disability status, economic activity status , age and sex		66	15
Economically active population, by disability status, main status in employment , age and sex		52	13
Economically active population, by disability status, main occupation , age and sex		46	13
Population by disability status, whether living in household or institution , age and sex		32	19
Population in households by disability status, main source of drinking water supply of housing unit		28	10
Population in households by disability status, type of toilet for housing unit		27	10




Filters

✕ Clear Selections




Country:

Canada










Total population

	numbers in 1000	proportion by sex
	27,516	
	13,957	50.7%
	13,559	49.3%

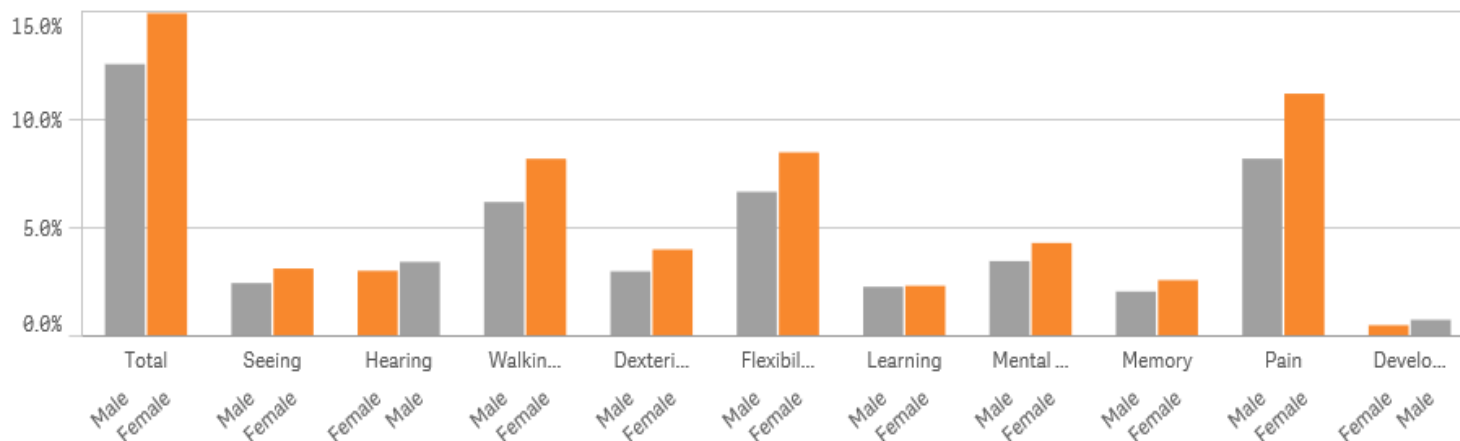
Population with disability

	numbers in 1000	proportion by sex
	3,776	
	2,077	55.0%
	1,699	45.0%

Disability prevalence

Total country	 13.7%	 14.9%	 12.5%
Urban	 -%	 -%	 -%
Rural	 -%	 -%	 -%

Disability - by type



Meta-data

Metadata

Category

Metadata Description

Source

Canadian Survey on Disability, 2012

Reference

2012

Disability Statistics

United Nations Statistics Division

[Home](#)
[Countries](#)
[Topics](#)




Filters

[✕ Clear Selections](#)




Country:

Yemen



Total population

	numbers in 1000	proportion by sex
	25,993	
	13,147	50.6%
	12,846	49.4%

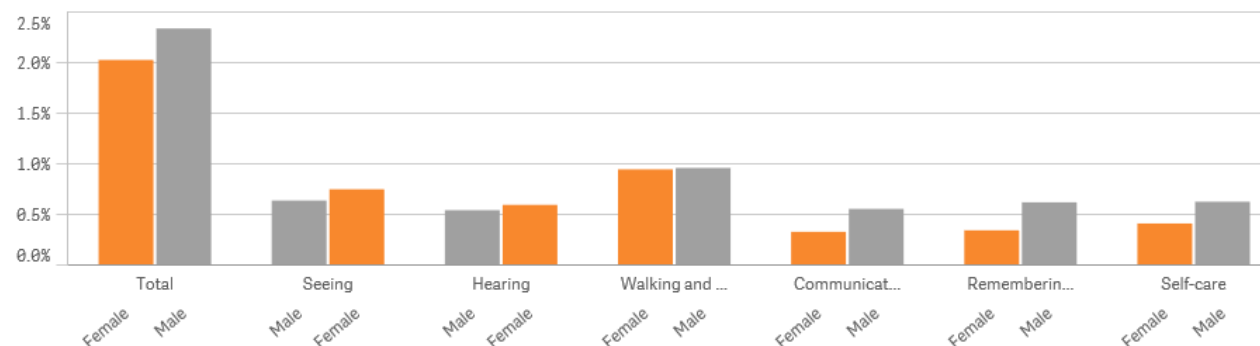
Population with disability

	numbers in 1000	proportion by sex
	565	
	266	47.0%
	299	53.0%

Disability prevalence

Total country	 2.2%	 2.0%	 2.3%
Urban	 1.9%	 2.0%	 1.8%
Rural	 2.3%	 2.0%	 2.6%

Disability - by type



Meta-data

Metadata Category

Source

Reference year

Metadata Description

Household Budget Survey 2014

2014



Disability Statistics

United Nations Statistics Division

[Home](#)[Countries](#)[Topics](#)

Filters

[✕ Clear Selections](#)

Topic:

Types of disabilities ▼

Country:

Albania ▼

[↔ Inverse View](#)

Sex

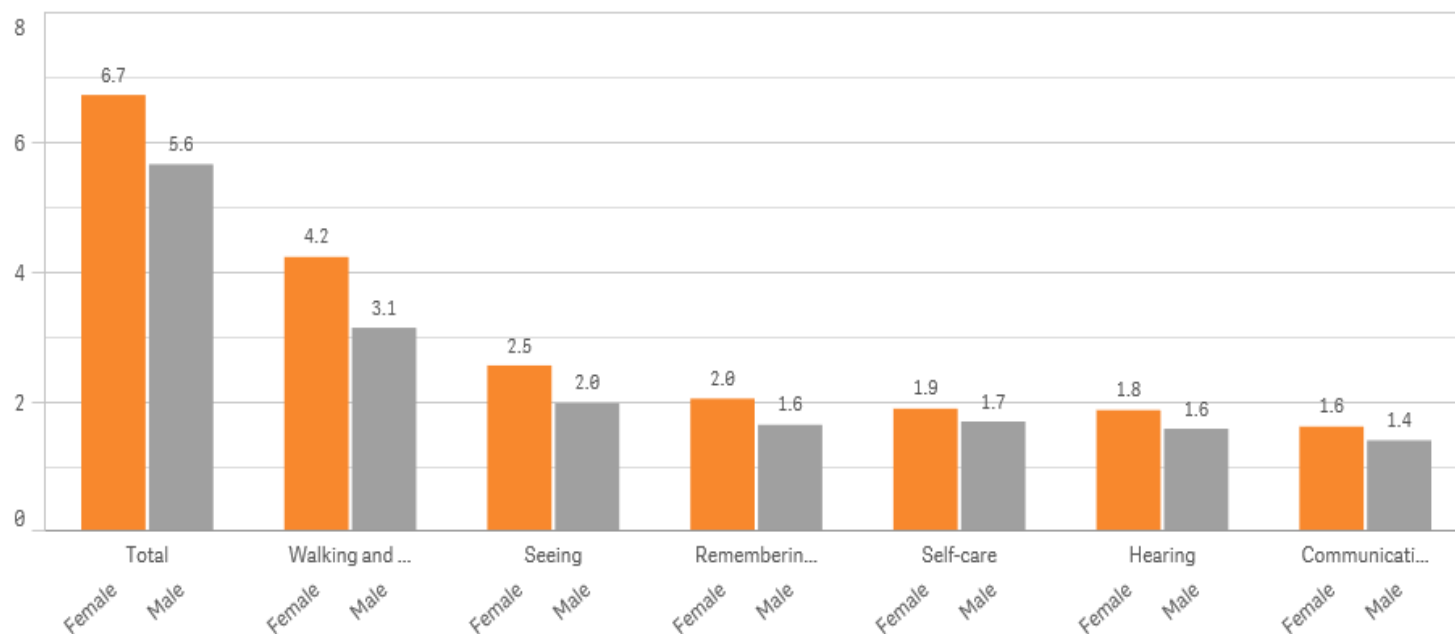


Age group



Urban/Rural

Prevalence of disability by types of disabilities and sex in Albania

[? How to read the chart](#)



Disability Statistics

United Nations Statistics Division

[Home](#)[Countries](#)[Topics](#)

Filters

[✕ Clear Selections](#)

Topic:

Activity status (current...
▼

Country:

Bosnia and Herzegovi...
▼

Category:

Economically active
▼[↔ Inverse View](#)

Sex



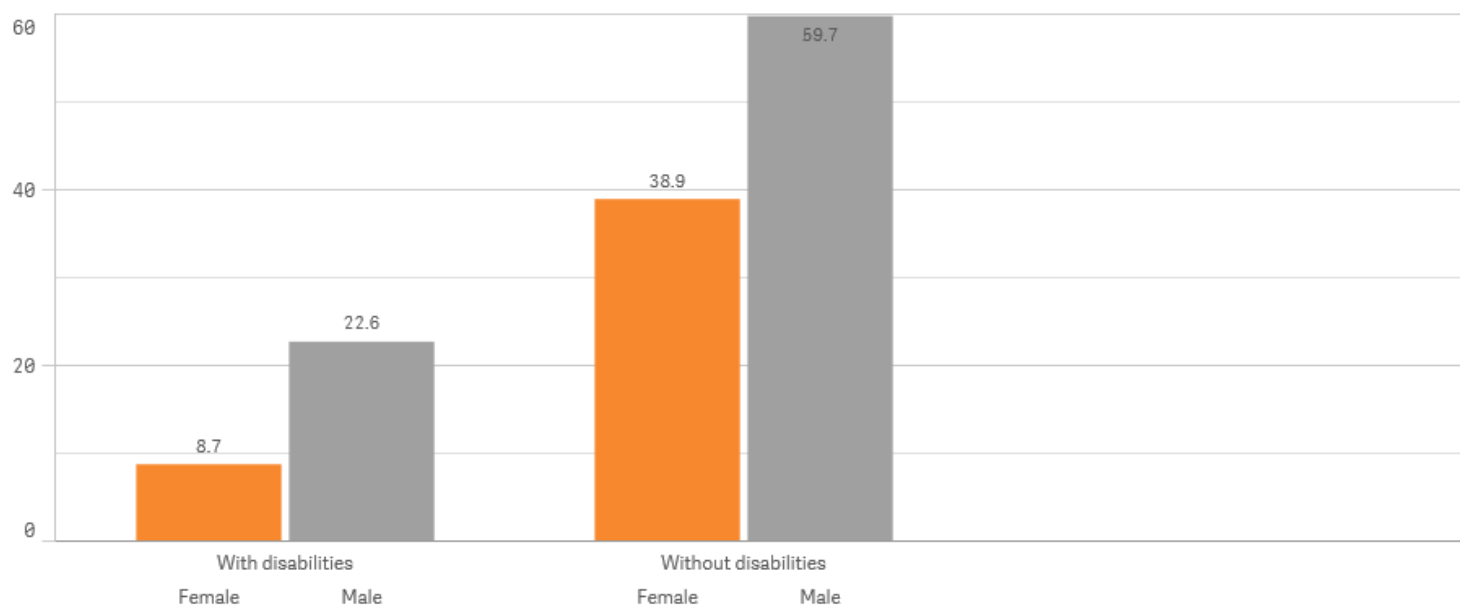
Age group



Urban/Rural

Proportion of persons by disability status, activity status, and sex in Bosnia and Herzegovina

% Economically active

[? How to read the chart](#)[Data](#)[Meta-data](#)

Metadata

Category

Metadata Description

Source

Census of Population, Households and Dwellings in BiH 2013



Glimpse into other on-going work related to
the observed rates

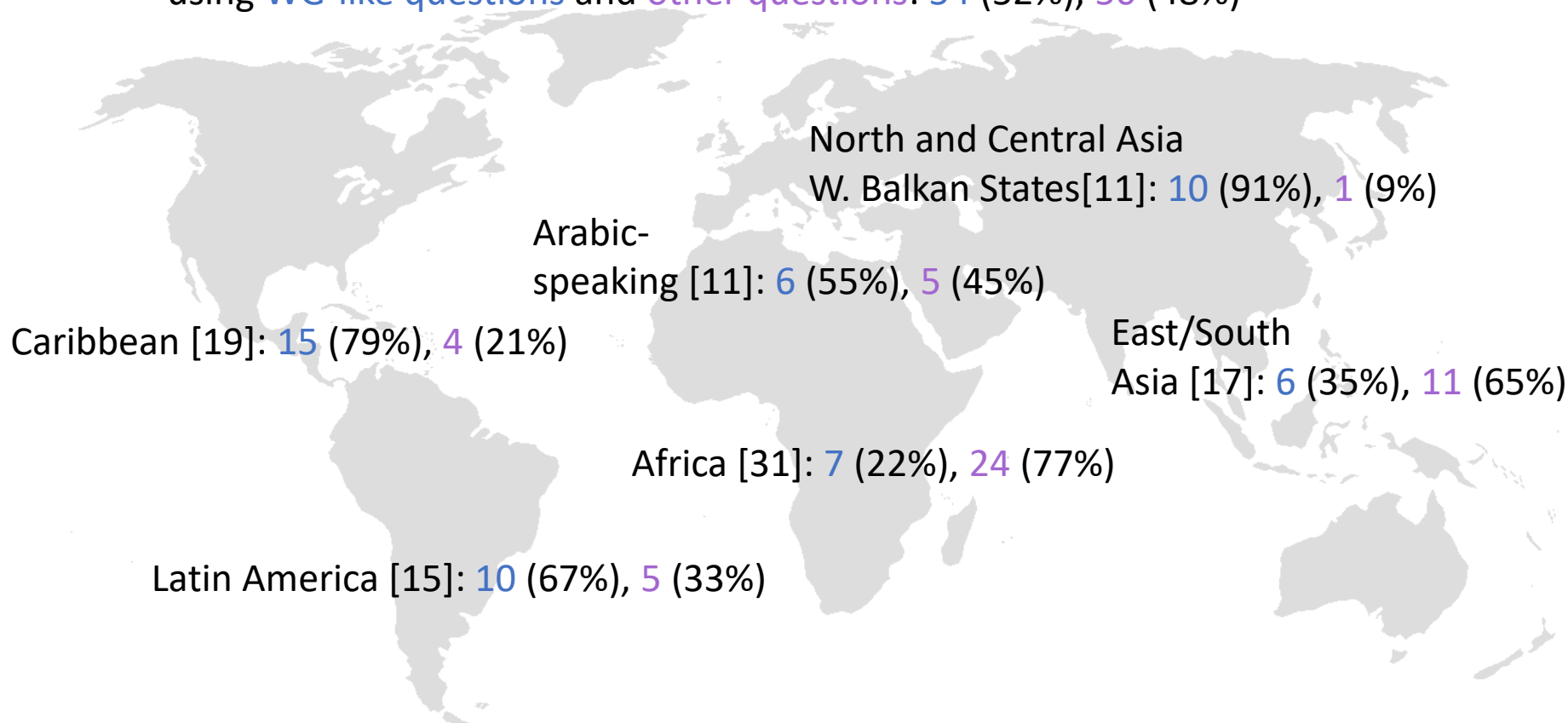


Disability questions by region (# and %)

World

Total number of countries [104]

using WG-like questions and other questions: 54 (52%), 50 (48%)



Disability questions by region (# and %)



	List of impairments	Generic qn/screener and list of impairments	Generic qn/screener and list of impairments and medical conditions	Generic qn on long-standing (difficulty/problem) illness, disability or infirmity that limits carrying out day-to-day activities and WG-like questions	Questions on difficulty or permanent limitations and WG-like questions and/or impairments and medical conditions	WG-like questions
Africa	3	18	3			7
Arabic-speaking	2	1	2			6
Caribbean			4	7		8
East/South Asia	4	7				6
Latin America			5		9	1
North and Central Asia, West Balkan States		1		3		7
Total	9	27	14	10	9	35

Conclusions: Lessons learned so far



- ✓ Many countries are collecting data on disability than ever before
→ high response rate!
- ✓ A lot of data are available for national needs
- ✓ Many countries are exploiting multiple sources of data
- ✓ Harmonized data sets for cross-country comparability are available



Conclusions: Next steps



More should be done to learn about the differences among countries in the rates of disability based on similar questions



On-going work on the development of international guidelines on disability to benefit from analyses of the data



Tuning up for the next issue of UNSD's publication *World's Women* for some analysis on disability



UNSD's looking for partnerships for the Global Disability Statistics Programme



Thank you!