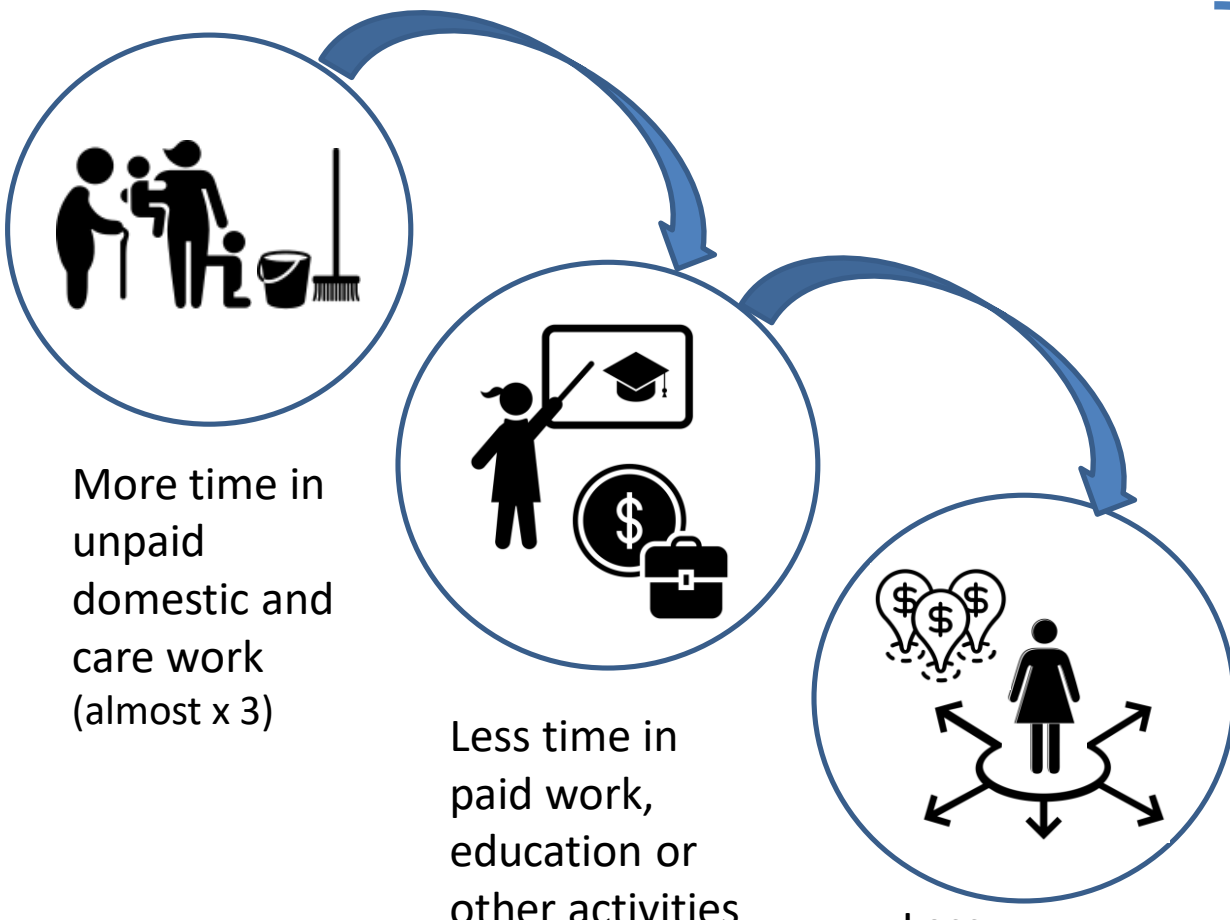




SDG 5.4.1 Proportion of time spent on unpaid domestic and care work, by sex, age and location

Francesca Grum
Chief, Social and Gender Statistics Section
United Nations Statistics Division
grum@un.org

Women's time use



More time in unpaid domestic and care work (almost x 3)

Less time in paid work, education or other activities

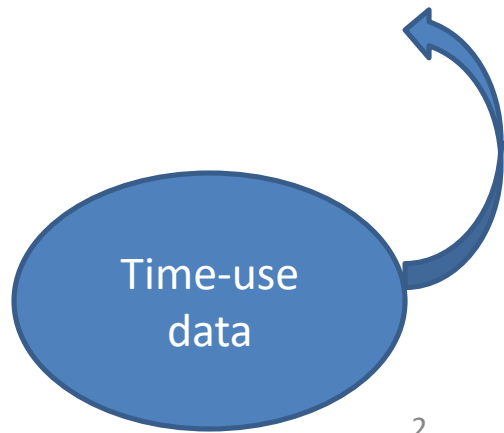
Less opportunities

Indicator 5.4.1 Proportion of time spent on unpaid domestic and care work, by sex, age and location

2030 Development Agenda: Target 5.4

Member States to:

Recognize and value unpaid domestic and care work...and promote share responsibility

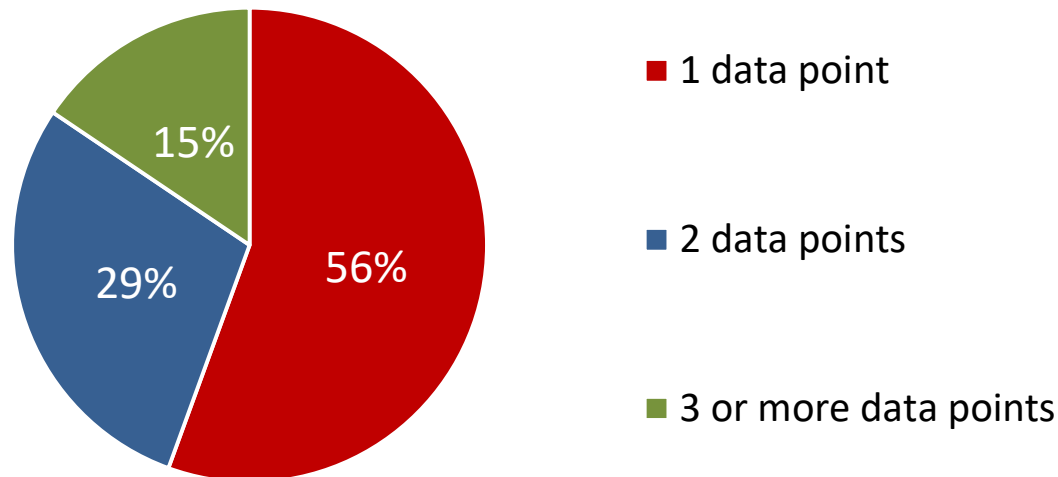


SDG 5.4.1

Data availability in the SDGs global database

- **90** countries between 2000-2016, with data disaggregated by sex
 - Approximately, **85%** with further disaggregation by type of unpaid service: unpaid domestic work and unpaid care work;
 - Age: about a **third** with the recommended age-groups
 - Location (U/R): about a **fourth** with disaggregation by urban and rural

But can we assess progress over time?



=> Need for more data regularly collected



SDG 5.4.1 => broken down

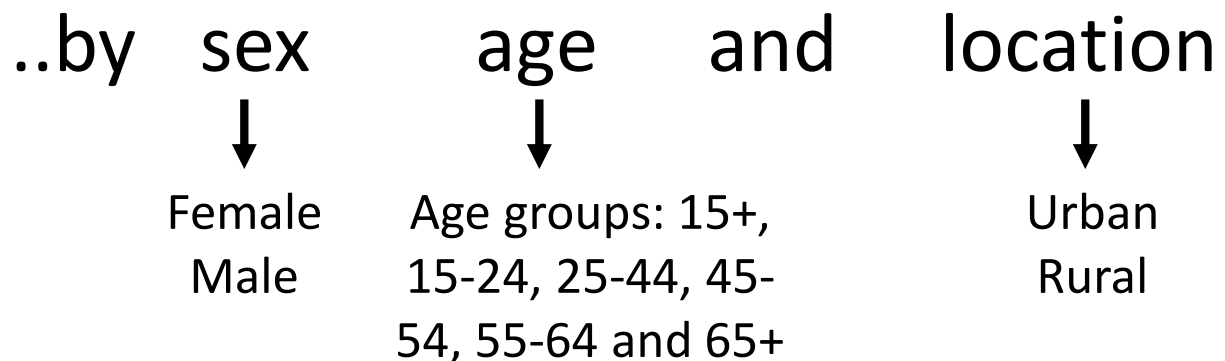
- SDG 5.4.1 Proportion of time spent on “unpaid domestic and care work by...”

Activities

Defined based on the International Classification of Activities for Time Use Statistics 2016 (ICATUS 2016)

Disaggregation dimensions

Disaggregation categories*



*Discussed and recommended by the IAEG-GS during its 11th meeting in Oct 2017



SDG 5.4.1 and ICATUS 2016

ICATUS 2016

Productive activities

1. Employment and related activities
2. Production of goods for own final use
3. Unpaid domestic services for household and family members
4. Unpaid caregiving services for household and family members
5. Unpaid volunteer, trainee and other unpaid work



Unpaid domestic work



Unpaid care work

Personal activities

6. Learning
7. Socializing and communication, community participation and religious practice
8. Culture, leisure, mass-media and sports practices
9. Self-care and maintenance

SDG 5.4.1 and ICATUS 2016



Activities

ICATUS 2016

Unpaid domestic work

3. Unpaid domestic services for household and family members

- 31 Food & meals management & preparation
- 32 Cleaning & maintaining of own dwelling & surroundings
- 33 Do-it-yourself decoration, maintenance & repair
- 34 Care & maintenance of textiles & footwear
- 35 Household management for own final use
- 36 Pet care
- 37 Shopping for own household & family members
- 38 Travelling, moving, transporting or accompanying goods or persons related to unpaid domestic services for household & family members
- 39 Other unpaid domestic services for household & family members

Unpaid care work

4. Unpaid caregiving services for household and family members

- 41 Childcare and instruction
- 42 Care for dependent adults
- 43 Help to non-dependent adult household and family members
- 44 Travelling and accompanying goods or persons related to unpaid caregiving services for household and family members
- 49 Other activities related to unpaid caregiving services for household and family members

SDG 5.4.1 – some additional considerations



Important to note:

- Included
 - Unpaid domestic services for household and **family members**
 - Travel related to domestic and care work
- Excluded
 - Volunteer work



Time-use indicators



| | Numerator | | |
|--------------------------------------|-------------------------------------|--------------------------------------|------------------------------|
| Denominator | Total duration of activity | Total number of episodes of activity | Total number of participants |
| Total number of persons (population) | (1) Average time spent | (2) Average number of episodes | (3) Proportion of 'doers' |
| Total number of participants | (4) Average duration | (5) Average number of episodes | |
| Total number of episodes of activity | (6) Average duration per episode | | |

SDG 5.4.1 calculation method



***100**

where

time on domestic work = Av. daily number of hours spent on domestic work

time on care work = Av. daily number of hours spent on care work

and

Total number of hours spent on "... work" by the population

Total population (regardless of whether they participated in the activity)

Example

Total duration in hours



| Activity | males | females | both |
|--|------------|------------|--------------|
| 1. Employment and related activities | 478,479.83 | 298,627.00 | 777,106.83 |
| 2. Production of good for own final use | 11,225.33 | 4,612.00 | 15,837.33 |
| 3. Unpaid domestic services for household and family members | 42,095.00 | 103,770.00 | 145,865.00 |
| 4. Unpaid caregiving services for household and family members | 2,806.33 | 32,285.00 | 35,090.33 |
| 5. Unpaid volunteer, trainee and other unpaid work | 15,434.83 | 8,071.00 | 23,505.83 |
| 6. Learning | 65,948.83 | 47,273.00 | 113,221.83 |
| 7. Socializing and communication, community participation and religious practice | 193,637.00 | 129,136.00 | 322,773.00 |
| 8. Culture, leisure, mass-media and sports practices | 315,712.50 | 249,048.00 | 564,760.50 |
| 9. Self-care and maintenance | 895,220.33 | 787,499.00 | 1,682,719.33 |

Example

Total number of participants



| Activity | males | females | both |
|--|--------|---------|---------|
| 1. Employment and related activities | 52,610 | 16,845 | 69,455 |
| 2. Production of good for own final use | 6,196 | 4,891 | 11,087 |
| 3. Unpaid domestic services for household and family members | 19,524 | 56,015 | 75,539 |
| 4. Unpaid caregiving services for household and family members | 10,936 | 23,369 | 34,305 |
| 5. Unpaid volunteer, trainee and other unpaid work | 2,265 | 2,276 | 4,541 |
| 6. Learning | 10,515 | 9,796 | 20,311 |
| 7. Socializing and communication, community participation and religious practice | 74,693 | 62,352 | 137,045 |
| 8. Culture, leisure, mass-media and sports practices | 77,143 | 62,912 | 140,055 |
| 9. Self-care and maintenance | 84,190 | 69,180 | 153,370 |

Total population



| Males | Females | Both |
|--------|---------|---------|
| 84,190 | 69,180 | 153,370 |



Calculate SDG ind 5.4.1, based on the data available in the handout!

Average time spent by **M** on
unpaid domestic services = $42,095/84,190 = 0.5$

Average time spent by **M** on
unpaid caregiving services = $2,806.33/84,190 = 0.033$

⇒ Average Tot Time M = $\frac{0.533 \times 100}{24\text{hr}} = 2.22\%$

Average time spent by **W** on
unpaid domestic services = $103,770/69,180 = 1.51$

Average time spent by **W** on
unpaid caregiving services = $32,284/69,180 = 0.46$

⇒ Average Tot Time F = $\frac{1.97 \times 100}{24\text{hr}} = 8.21\%$



THANK YOU!

<http://unstats.un.org/unsd/gender/default.html>