

Better Data – Better Decisions

Increasing data transparency across all energy data collection

Agnieszka Kościelniak
United Nations Statistics Division


Contents

Increasing transparency through **international cooperation**

- *A need for international cooperation*
- *Some of the history*
- *Achievements*

Compiling energy statistics: theory from IRES and guidance from the Energy Statistics Compilers Manual (ESCM)

- *Key IRES concepts*
- *IRES methodology for oil and gas*
- *ESCM concept*
- *Chapters of manual and examples*



INTERNATIONAL COOPERATION

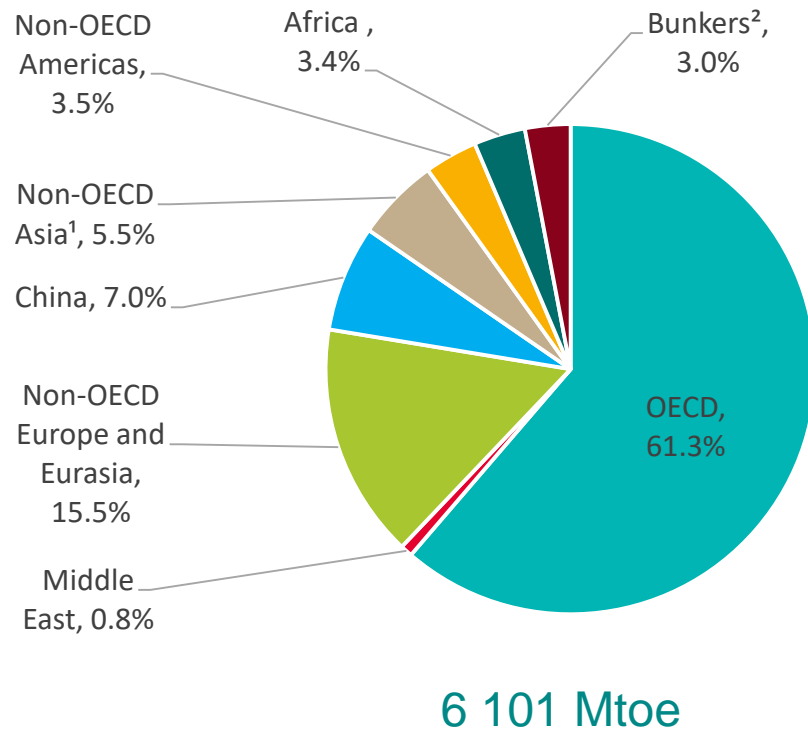
A need for more cooperation

- Resources issue
- A need to reduce the reporting burden on member countries
- A need to be able to show consistent energy data published by international organizations
- Joining expertise and forces between organizations
- Raising the profile of energy statistics and statisticians

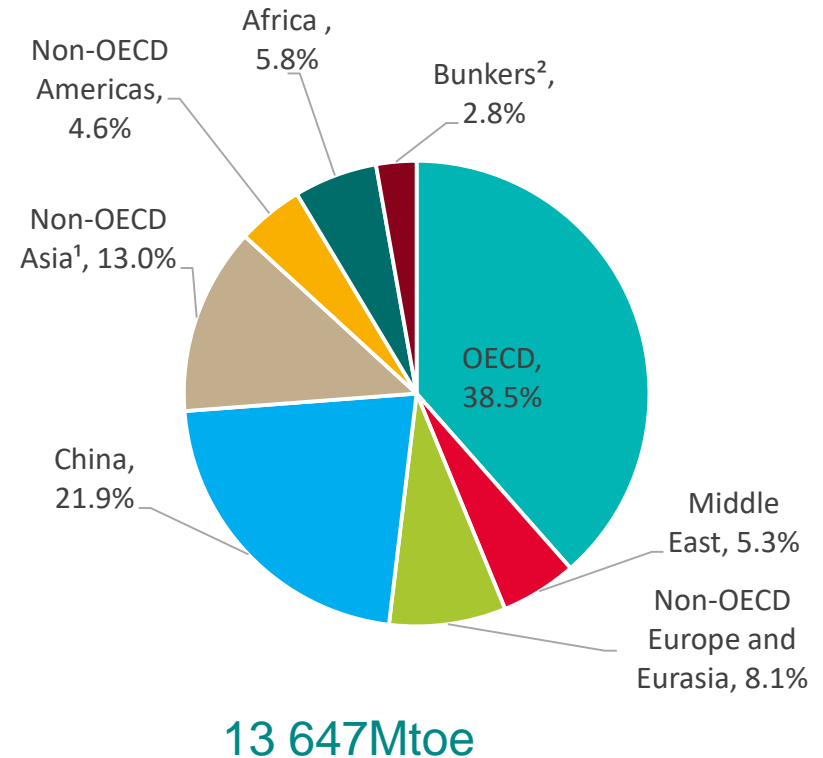
A changing energy world:

OECD and non-OECD

TPES, 1973



TPES, 2015



A changing energy world

- World **balance of energy is changing**: OECD versus Non-OECD.
- Energy markets are **more and more global**
- An increasing need to be **more transparent** and to **improve the coverage** of global energy data
- A need to **improve** energy data **quality**: both in OECD and non-OECD countries
- An increasing need for more detailed information

The reasons for decreasing data quality

New developments make the tasks of statisticians much harder

- Liberalisation of the market:
 - From one company to hundreds
 - Confidentiality (linked to liberalization)
- More work passed to statistics offices
 - More companies to survey (liberalization)
 - Renewables (remote, non-grid or non-commercial information)
 - Energy efficiency indicators (including socio-economic data)
 - Environment (estimation of GHG emissions, local pollution...)
- Resources do not follow work load
 - Statistics still have a low profile, budget cuts
 - Fast turnover in staff: Lack of experience, continuity

Organizations started to react

- **UNSD:** Energy was in the spotlight at the 36th Session of the UN Statistical Commission
 - This led to the Ad-hoc Energy Group Meeting (23-25 May 2005, UN, New York) and the recommendation to establish the Oslo City Group and an Inter-Secretariat Working Group on Energy Statistics
- **International Energy Forum Meetings**
- **IEA**
 - At the political level: Several presentations on the situation at the Governing Board and IEA Ministerial Meeting in May 2005
 - At the technical level: Energy Statistics Manual; Training of statisticians from Member / Non-Member countries

InterEnerStat

International Energy Statistics initiative started by the IEA in 2005 gathering together 20+ organizations:

- Participants:
 - 24 major regional and international organisations.
 - Both data providers (IEA, UNSD, OPEC, Eurostat, FAO) and users (WB, IMF, UNFCCC,...)
- Objective:
 - To improve the overall quality of global energy statistics through a stronger international cooperation

InterEnerStat

Organizations involved in the process



Participants Agreed on a Communiqué



press release

Tel: 33 (0)1 40 57 65 54
Fax: 33 (0)1 40 57 65 59

IEA/PRESS/05/24
Paris, 29 November 2005

International Energy Statistics Meeting

Twenty-four major regional and international organisations, either collecting or using energy statistics, convened in Paris at the International Energy Statistics (InterEnerStat) meeting hosted by the International Energy Agency (IEA) on 22-23 November 2005.

The objective of the meeting was twofold: to share experience and to explore avenues of further

Participating Organisations :

African Energy Commission (AFREC), Asian Pacific Economic Cooperation (APEC), African Petroleum Producers Association (APPA), EURELECTRIC, Eurogas, European Commission – Eurostat, European Environment Agency (EEA), Food and Agriculture Organisation (FAO), International Atomic Energy Agency (IAEA), International Energy Agency (IEA), International Energy Forum Secretariat (IEFS), International Monetary Fund (IMF), Intergovernmental Panel on Climate Change (IPCC), Organisation of Arab Petroleum Exporting Countries (OAPEC)

Building on successful cooperation and harmonisation initiatives, such as the recent launch of the JODI World Database, participants agreed to:

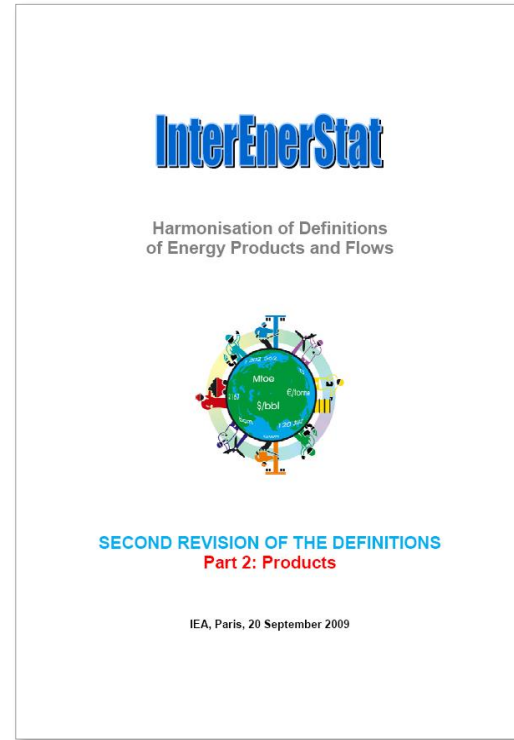
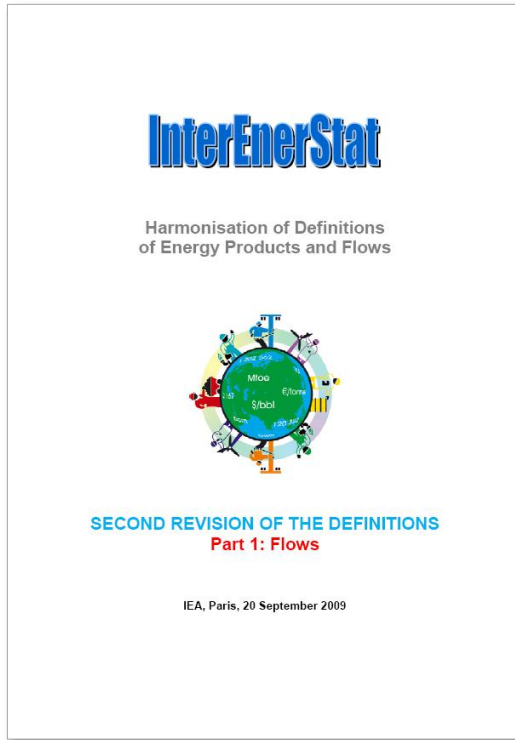
- Seek stronger political will and commitment to increase quality of energy reporting;
- Strengthen the exchange of information and expertise;
- Emphasise capacity building and training;
- Further harmonise methodologies, terminologies and definitions; and
- Meet at regular intervals on a rotational basis to review progress.

administrations have also to match the commitment of the organisations with similar dedication and with the proper resources.

cont'd...

INTERNATIONAL ENERGY AGENCY
9, rue de la Fédération - 75739 Paris Cedex 15 - France
<http://www.iea.org>

Harmonised definitions reached at the end of 2010 after 5 years of negotiations



Agreed at the end of 2010 after 5 years of negotiations.

These definitions were incorporated in the IRES and agreed by UN Statistical Commission in February 2011


InterEnerStat framework for harmonization

- ✓ Guidelines for organisations to arrive to a common understanding of what is covered by a particular flow or a particular product.
- ✓ No organisation is obligated to change its current definitions to adopt the common.
- ✓ It is up to each organisation to modify (some of) its definitions to better comply with the overall framework.
- ✓ Definitions were used to feed the preparation of IRES of the UNSD.

The Oslo Group

- User needs for energy statistics
- Scope of official energy statistics
- National good practices
- Selected methodological and quality problems
- Needs for harmonization of energy statistics systems
- Key content provider for International Recommendation for Energy Statistics (**IRES**) and Energy Statistics Compilers Manual (**ESCM**)
- Methods for improving consistency in different statistical systems and reducing response burden

Several initiatives for better harmonization and co-operation



- ✓ UNSD-IEA coordination to reduce response burden
 - ✓ The JODI - Joint Organisations Data Initiative
 - ✓ Eurostat – IEA – UNECE cooperation
 - ✓ APEC decided (in 2005) to align their annual questionnaires with those of IEA/Eurostat/UNECE
 - ✓ AFREC established (in 2008) and working towards a similar statistics approach on 5 questionnaires
 - ✓ Joint capacity building and training
 - ✓ Oslo City Group
 - ✓ InterEnerStat
-  **Global initiatives**



COMPILING ENERGY STATISTICS

IRES and ESCM

- Key IRES concepts
- IRES methodology for oil and gas
- ESCM: why, what and how
- Chapters of manual and examples



Key IRES points

- IRES improves comparability across products, flows and countries:
 - Countries **measure** the same thing, reducing systematic errors
 - Countries **publish** data in similar formats, increasing transparency
 - Data for different products are compiled **the same way**, meaning product comparisons/balances are possible
 - Data users understand what the statistics should **represent**
- Now, some specific examples

Definition of Energy Products

- *IRES 2.9: “Energy products” refers to products exclusively or mainly used as a source of energy. Biomass, waste etc. included only when used for energy purposes*

Practically:

- *Wood, or ethanol **excluded** when not used as an energy product.*
- *Lubricants (fossil non-energy products) **included** (allowing refinery balance checks)*




Scope of Energy Statistics

- *IRES 2.18: it's important that data on the production of energy outside energy industries is also collected and included in total energy production.*
- Practically, need to be **accounted for**:
 - fuelwood collected and used non-commercially;
 - by-products used by industries for energy (e.g., bagasse, black liquor);
 - output from small teapot refineries



IRES Applications for Oil and Gas

- Units for dissemination: mass (kt) for oil, Terajoules (GCV) for natural gas (IRES 4.29). 
- **Net** calorific values (aka lower heating values) should be used to compile balances in TJ (IRES 4.36), as interest lies in **useful** energy output.

The Concept of Production

*5.10: Primary production is the capture or extraction of fuels or energy... within the national territory in a form suitable for use. **Inert matter removed from the extracted fuels and quantities reinjected, flared or vented are not included.***

Data for JODI oil and gas production should be NET of reinjected, flared and vented quantities (and water, sand etc.)



Bunkers and Non-Energy Use

- IRES 5.14/5: For the purposes of energy statistics, exclude International Marine /Aviation Bunkers from exports and supply
 - IRES 5.5: It's important to separately identify the non-energy part of final consumption.
- *Both important principles for accurate GHG emission inventories (but not necessarily on a monthly basis)*

SIEC – general concept



- IRES 3.1: presents the **Standard International Energy product Classification (SIEC)**
- Provides a tree-structured framework for all energy products; different levels of detail possible depending on the country's need
- A standard to be used across countries; further breakdown possible if desired (coconut oil, olive cake, shale gas, offshore vs onshore)

4 Oil

46 Oil products

465 Gasolines

4652 Motor gasoline

5 Biofuels

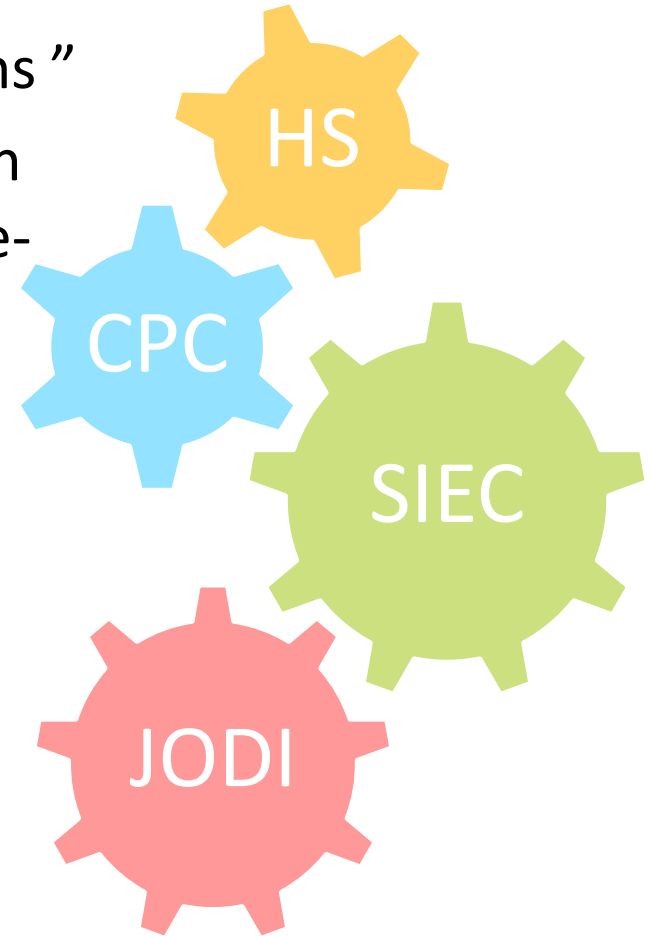
53 Biogases

531 Biogases from anaerobic fermentation

5312 Sewage sludge gas

SIEC – relations with other systems

- HS 2710.12: “Light oils and preparations ”
- CPC 33311, 33312 and 33320: “Aviation gasoline”; “Motor gasoline” ; “Gasoline-type jet fuel”
- SIEC 465: “Gasolines”
- JODI: “Motor and aviation gasoline”



HS	2710.12*		
CPC	33312	33311	33320
SIEC	4651	4652	4653
JODI	Motor and aviation gasoline		

SIEC and JODI

- JODI products are aggregation of SIEC products (no mapping problems)

SIEC Products

Refinery gas	4610
Ethane	4620
Petroleum coke	4694
Lubricants	4692
White spirit	4691
Bitumen	4695
Paraffin waxes	4693
Other oil prods	4699
Motor gasoline	4652
Aviat. gasoline	4651

JODI Products

Other oil products

Motor & aviation gasoline

SIEC detailed definitions

- JODI (short) definition:
“LPG comprises Propane and Butane”
- SIEC definition: *“LPG refers to liquefied propane (C₃H₈) and butane (C₄H₁₀) or mixtures of both. Commercial grades are usually mixtures of the gases with small amounts of propylene, butylene, isobutene and isobutylene stored under pressure in containers.”*

Simple and clear; ideal for a monthly data collection

More exhaustive, relevant for more accurate annual data, or when deriving energy data from CPC or HS data

SIEC detailed definitions

JODI Term

- *“Demand”*



SIEC Scope




- Final consumption
- Energy industries own use
- International bunkers
- Transformation

This difference reflects both the oil-specific nature of JODI, and that some data (bunkers, own use) are difficult to obtain or are less relevant on a monthly basis.

Moving Forward...

IRES provides useful definitions of flows/products.

But...



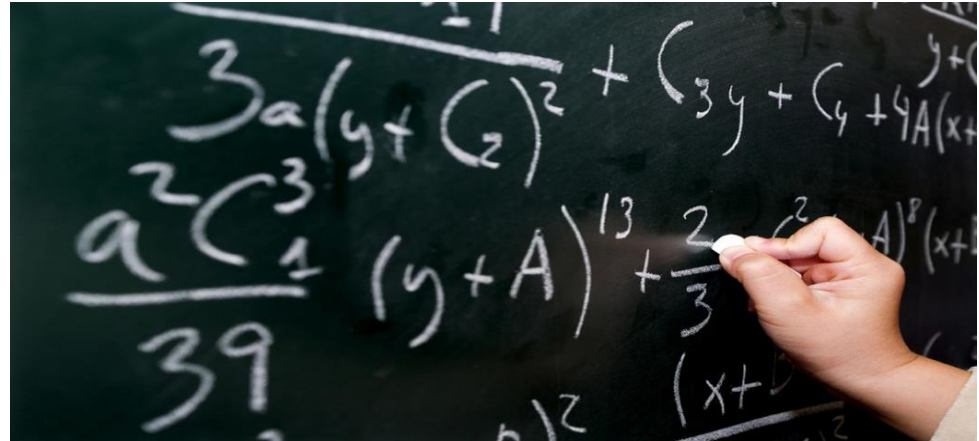
- *Can I see some examples of other countries' practices?*
- *How should I compile metadata, or handle confidentiality?*
- *How do these recommendations relate to MY country?*

The need for a Compilers Manual

- A Compilers Manual should be a more hands-on, example-heavy document, to complement IRES.
- It is NOT a set of recommendations or “best” practices, but a set of voluntary guidance and examples for countries to use if **they want to**
- *White-cover version available on <https://unstats.un.org/unsd/energy/ESCM.htm>*

IRES and ESCM

IRES is about
definitions of
flows/products:
THEORETICAL



ESCM is about
practical guidance and
country examples:
PRACTICAL

Some country practices are published on

United Nations Statistics Division

February 2017

Country Practice Examples

As part of the preparation of the Energy Statistics Compilers Manual (ESCM), a country practice template was developed by the Oslo Group in cooperation with UNSD. The use of a common format facilitated the review and comparisons of country practices and has fed into the ESCM. As the ESCM is foreseen to be periodically reviewed and updated, national institutions responsible for energy statistics are encouraged to keep using this template to share their practices in the collection, compilation and dissemination of energy statistics. This way, future revisions of the ESCM will reflect new methodological developments and keep data compilers abreast of new country practices.

The Country Practice Template is available [here](#). It provides a common format for countries to report and share their practices in the collection, compilation and dissemination of energy statistics. The filled template can be submitted to UNSD at energy_stat@un.org.

Responses by Topic

[see responses by country](#)

Electricity

Chile	Electricity index
Czech Republic	Annual electricity statistics
Czech Republic	Electricity production
Hungary	Electricity production
Ireland	Electricity supply
Italy	Annual electricity statistics
Japan	Electricity production
Malaysia	Electricity supply
Rwanda	Electricity generation
Rwanda	Electricity use
Slovakia	Electricity generation

Energy Balances

Austria	Energy Balance
Azerbaijan	Energy Balance
Bosnia and Herzegovina	Energy Balance
Brazil	Energy Balance

https://unstats.un.org/unsd/energy/escm/country_examples/responses_t.htm

ESCM Chapters

- Introduction
- Legal Framework
- Classifications and linking with other international standards (HS, CPC, ISIC)
- Generic Statistical Business Process Model
- Data sources (surveys and administrative data sources, estimation, modelling)
- How to compile energy balances
- Data quality
- Data dissemination

Highlights: Balances Structure

- Presentation of primary and secondary oil products in energy statistics versus energy balances

Commodity Balance			Energy Balance		
	Crude oil (kt)	Motor Gasoline (kt)		Crude oil (TJ)	Motor Gasoline (TJ)
Production	100	30	Production	4230	
Import			Import		
Export	10	24	Export	423	1063
Supply	90	6	Supply	3807	-1063
Oil Refineries	88		Oil Refineries	-3722	1329
Final Consumption	2	6	Final Consumption	85	266

Primary production = 0

Motor gasoline in kt x 44.3 TJ/kt = Motor gasoline in TJ

Crude oil in kt x 42.3 TJ/kt = Crude oil in TJ

Examples

Austria: Adding an energy module to Labor Force Survey increased the response rate and reduced costs

Bulgaria: NSO's metadata policy

Norway: lessons from publishing preliminary monthly statistics and balances

UK: Energy Efficiency Data framework measures the result of energy efficiency policies

South Africa: experience with social media and dissemination in a developing country

FAO guidance on fuelwood surveys

Confidentiality practices for many countries

Azerbaijan: producing full commodity balances for all products

And many more!

Legal frameworks for many countries

IRES and ESCM - Conclusion

- IRES provides **methodology** to compile energy statistics that are comparable across products and countries, and consistent with other statistics
- ESCM provides guidance on **HOW**, with real examples
- This applies to JODI! JODI data agree with IRES definitions and concepts, and can be used to compile annual data for international organisations (UNSD, IEA, OPEC, AFREC...)
- ESCM contains guidance and examples that are relevant for JODI

General Conclusion

- Harmonisation does not happen overnight. It needs time, effort, resources and commitment.
- A lot has been achieved: agreement on product and flow definitions (InterEnerStat and IRES/ESCM)
- Several joint initiatives: JODI Oil and JODI Gas
- Joint training and capacity building
- Underlying principle: evolution not revolution. The main objective is to support energy policy and energy analysis.
- Further cooperation includes joint training material (open university) with on-the-shelf training material (experience of OLADE in on-line training very valuable)



www.jodidata.org

