



# UNECE Transport Statistics: Promoting Transport Indicators, Assistance and Possible Partnerships

**Alex Blackburn**

*Beirut, 16-18 September 2019*



# Overview

- WP.6 meeting
- Outputs and Promoting Transport Indicators
- International Cooperation
- Statistical Outputs



# Working Party on Transport Statistics (WP.6)

- An intergovernmental body (unique within UN system) developing transport statistics methodology and collection of data.
- Part of mandate: to coordinate international organization statistical activities to improve consistency and reduce reporting burden, including with other UN agencies and regional commissions.
- In addition to ECE countries, attended by Eurostat, DG-MOVE, WHO, UNCTAD, UIC, ERA, ITF-OECD, Eurasian Economic Commission, CCNR, Danube Commission, IRF, IRU, UN-Habitat in recent years.
- **Countries outside ECE region are welcome to attend and contribute.**



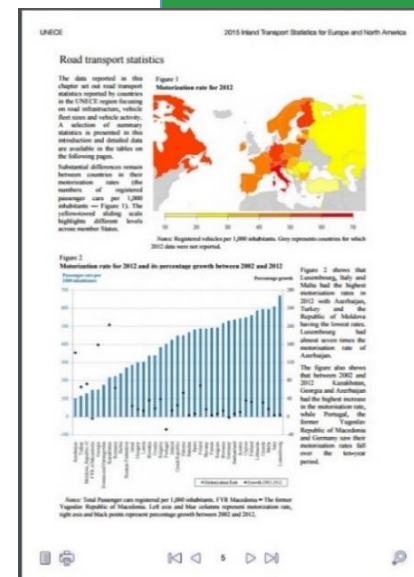
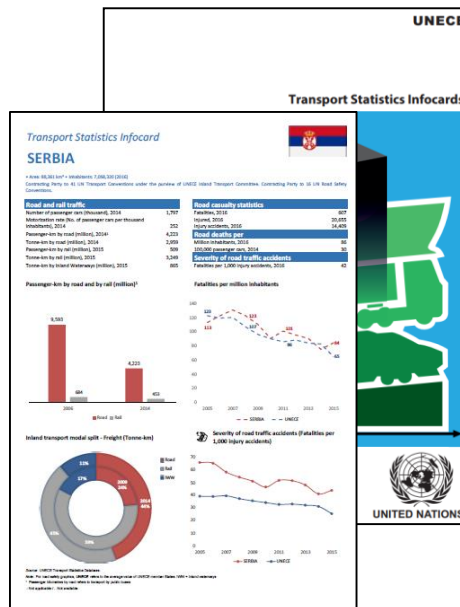

# Recent WP.6 Agenda items

- Transport SDG indicator reporting
  - The role of official statistics
  - Ways to improve reporting on 9.1.2
  - Presentation of progress on measuring 11.2.1
- Workshops on urban public transport, rail statistics & IWW statistics
- Updates on UNECE work on Statistics for SDGs
- Discussions on the Glossary for Transport Statistics
- Road safety and emissions impacts of second hand car imports
- Intermodal transport statistics



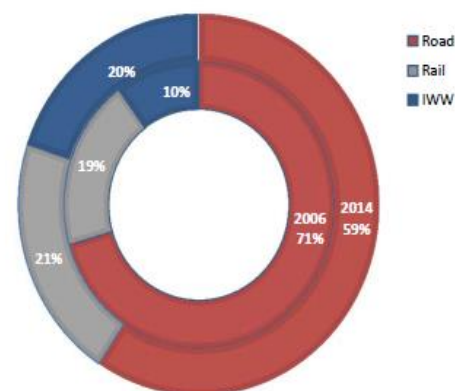


- **Inland Transport Statistics:** published end-2018 (every 2 years)
- **Road Accident Statistics:** Published November 2017, coming out end-2019
- **Infocards:** produced annually for the ITC (February)



Glossary for  
transport statistics  
5TH EDITION 2019

Inland transport modal split - Freight (Tonne-km)



Source: UNECE Transport Statistics Database.

Road deaths per	
Million inhabitants	91
100,000 passenger cars	22



TRANSPORT

All available from [unece.org/trans/resources/publications/transport-statistics.html](http://unece.org/trans/resources/publications/transport-statistics.html)

# Transport-related SDG Papers

- Goal: to highlight how UNECE existing data collection can measure the SDGs.
- Paper 1: Road safety statistics and the SDGs
- Paper 2: Bus statistics and the SDGs
- Paper 3: Tonne-km statistics and the SDGs
- Paper 4: Vehicle fleet age statistics and the SDGs
- All papers available at [unece.org/trans/areas-of-work/transport-statistics/statistics-and-data-online/sdg-papers.html](https://unece.org/trans/areas-of-work/transport-statistics/statistics-and-data-online/sdg-papers.html). Comments welcome.



# International Cooperation



- The Glossary 5th edition tried to be more global, but there's still room for improvement. What additions, changes or clarifications would you propose for the ESCWA region?
- Data production: UNECE data are all available for free use at [w3.unece.org/PXWeb/en](http://w3.unece.org/PXWeb/en). Producing similar data for ESCWA would mean comparable statistics for 74 countries and 1.5 billion people.
- Through WP.6 UNECE coordinates work with the ITF-OECD, European Union and other UN entities. ESCWA integration into this would be beneficial.
- No country in the world can produce all of the data necessary for all SDG indicators. Regional reporting can allow for better comparisons and meaningful targets. Country-level cooperation on better reporting helps everyone.





# Questions Welcome!

Alex Blackburn  
WP.6 Secretary

**UNECE**

[BlackburnA@un.org](mailto:BlackburnA@un.org)

